



Jill

In the 1940s, Charles & Ray Eames opened up an entire universe of possibilities for the design world with their breakthrough success in the three-dimensional moulding of plywood. Some seventy years later, the new universal chair Jill takes up this manufacturing technique and probes the present-day boundaries. Paying homage to the Eames design, the chair sets new standards made possible by subsequent technological developments. Using a patented process, the cut edges of the ash, oak or walnut veneer are drawn together, bending and flexing the shell until they meet in the middle of the seat. An opening remains in the angle between seat and back, with the thickness of the plywood tapering towards the top of the chair. This gives Jill its remarkable degree of flexibility and comfort, which is unexpected from a wooden seat shell.

The bases (Wood, Fourstar and Tube) give the chair a contemporary look. Optional padded seat covers provide for even greater comfort. Snaps on the underside of the seat allow for easy removal and reattachment of the seat covers.

Materials

- **Shell:** veneer (ash, oak or walnut), three-dimensionally moulded.
- **Bases:** all bases with plastic glides for carpet or felt glides for hard floors.

Jill Wood

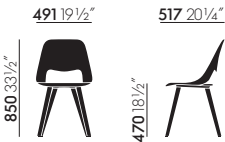
- **Base:** Four-legged solid wood base in natural oak, black ash or black-pigmented walnut. Seat mount in chocolate, black glides.

Jill Tube


- **Base:** four-legged tubular steel base, non-stacking, chrome-plated or powder-coated (colours: ivory, ice grey, chocolate, raspberry).

Jill Fourstar

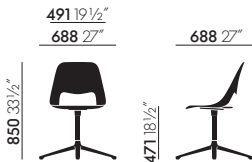
- **Base:** with reverse-action pneumatic lift, four-star base in polished die-cast aluminium, seat support in chocolate, shaft sleeve in polished aluminium or chocolate, base in polished aluminium or chocolate. Glides in basic dark.



Jill Wood, wooden base, non-stacking,


















Jill Tube, tubular steel base, non-stacking,



Jill Fourstar, four-star base, non-stacking,

Surfaces and colors

	10 natural oak, natural wood effect		01 chrome		23 ice grey powder-coated (textured)		58 khaki
	45 black pigmented walnut		10 natural oak, natural wood effect		40 chocolate powder-coated (textured)		67 cognac
	68 black ash		45 black pigmented walnut		43 raspberry powder-coated (textured)		79 ice grey
	03 aluminium polished		68 black ash		49 ivory powder- coated (tex- tured)		82 grey/stone
	83 ice grey/brown		84 poppy red/ champagne		85 yellow/mustard		

Seat shell

Base

Seat cushion